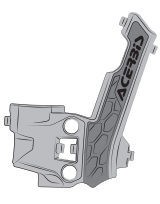





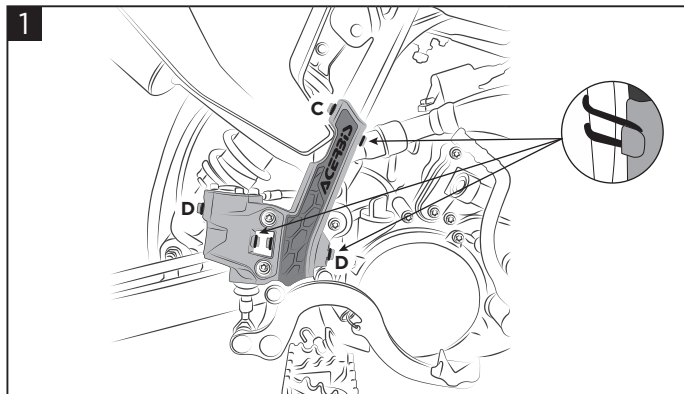


X-GRIP FRAME GUARD SX50 KTM

PARATELAIO X-GRIP SX50 KTM

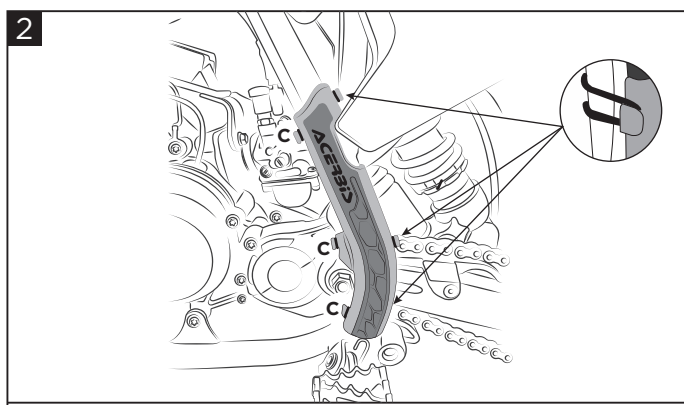
COD. 500008730

ACERBIS PARTS				REPLACEMENTS	
					
A - (1 PCS)	B - (1 PCS)	C - (4 PCS)	D - (2 PCS)	E - (1 PCS)	F - (1 PCS)



1

Place the Acerbis X-Grip (A) and fix it the O-ring (D) and (C) included in the kit.
 Posizionare X-Grip Acerbis (A) e fissarlo con gli O-ring (D) e (C) in dotazione.



2

Place the Acerbis X-Grip (B) and fix it the O-ring (C) included in the kit.
 Posizionare X-Grip Acerbis (B) e fissarlo con gli O-ring (C) in dotazione.

WARNING!

Use Acerbis' products at your own risk. Check the safety of your device before you ride. Be sure that you follow the instructions for installing the Acerbis' products. Do not ride if there is missing or damaged hardware. If this is the case, take the item immediately back to your dealer. Make sure the throttle and other controls are free every time you ride. Not following these instructions and warnings could lead to interference with the controls, loss of control, and accidents. Acerbis recommends that installation must be done by a licensed mechanic and that only Acerbis' original parts are used during installation. Acerbis makes no guarantees or representations, express or implied, regarding the fitment of its product for any particular purpose. Acerbis makes no guarantees or representations, express or implied, regarding the extent to which its products protect individuals or property from injury or death or damage.

EUROPE
ACERBIS ITALIA S.P.A.
 VIA SERIO, 37
 24021 ALBINO (BG)
 ITALY

U.S.A.
ACERBIS U.S.A. INC.
 MAIL P.O. BOX 2030
 SUN VALLEY, ID 83353
 SHIP 110 LINDAY CIRCLE
 KETCHUM, ID 83340
 U.S.A.

UNITED KINGDOM
ACERBIS U.K LTD
 UNIT 2 LUTON ENTERPRISE PARK
 SUNDON PARK ROAD
 LUTON, BEDFORDSHIRE LU3 3GU
 GREAT BRITAIN